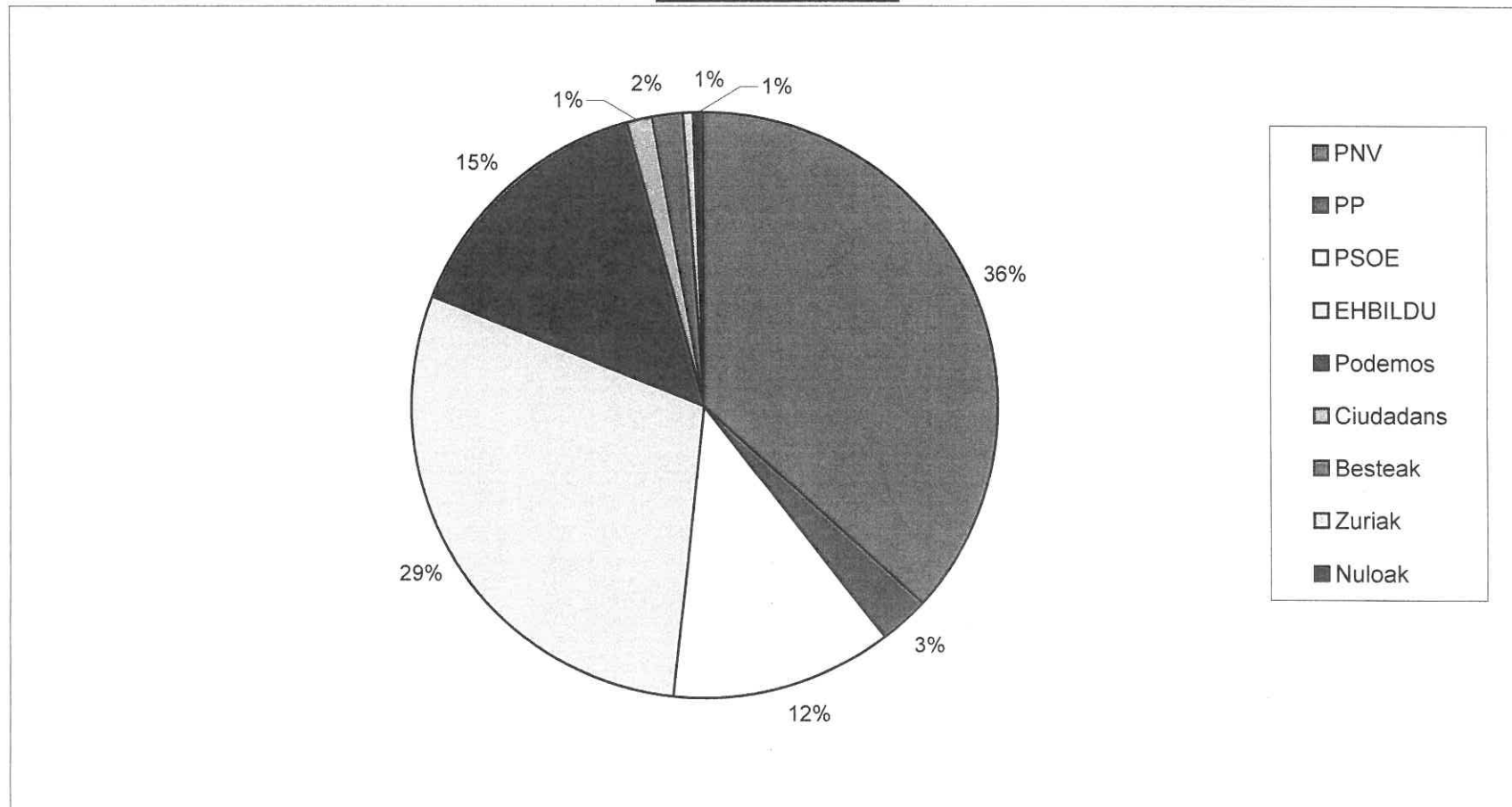


DIPUTATUEN KONGRESUA - 2019, apirilak 28

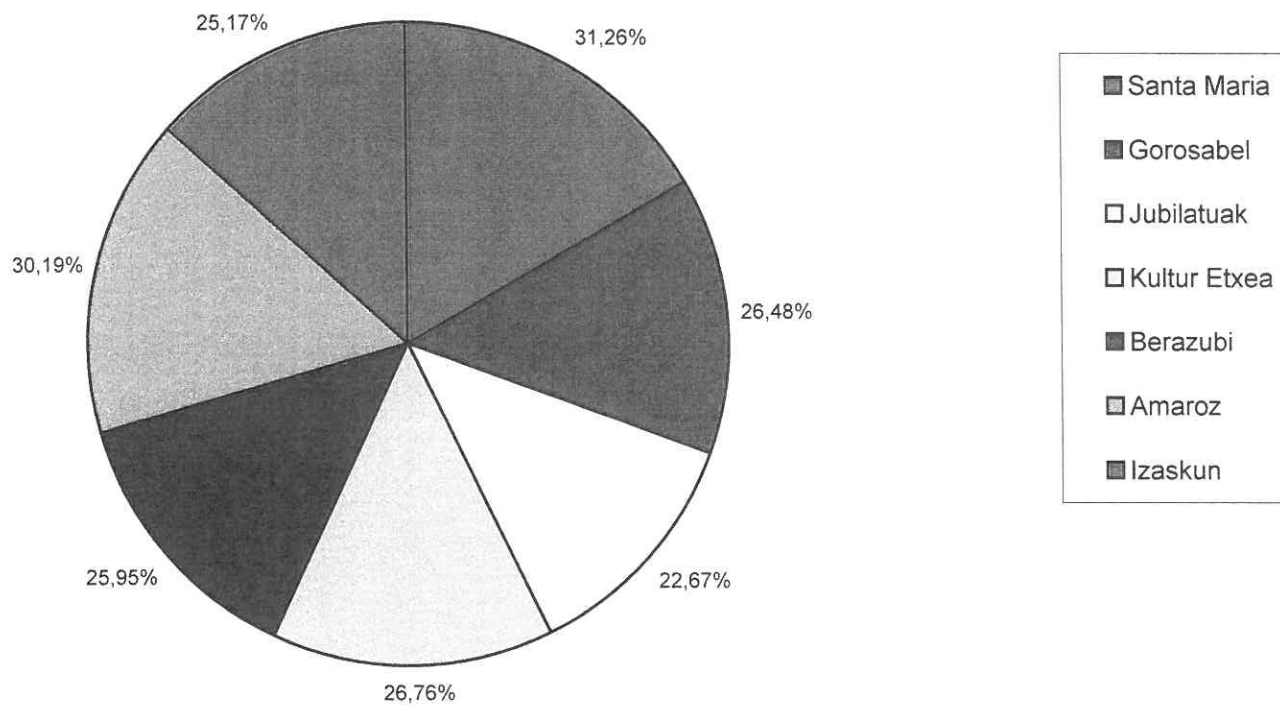
LEKUA	Mahaiak	Mahaikideak	PNV	PP	PSOE	EHBILDU	Podemos	Ciudadans	Besteak	Zuriak	Nuloak	Guztira	Abst.	%
Santa Maria	1-1-U	533	105	6	68	116	58	6	8	3	6	376	157	29,46%
	1-2-U	545	94	7	55	135	59	3	8	0	4	365	180	33,03%
Gorosabel	1-3-U	840	141	8	94	227	89	6	18	6	6	595	245	29,17%
	1-4-A	660	153	10	69	159	76	9	4	2	0	482	178	26,97%
	1-4-B	654	151	21	77	120	75	11	5	3	5	468	186	28,44%
Jubilatuak	2-1-U	832	301	43	61	148	72	12	6	6	4	653	179	21,51%
Kultur Etxea	2-2-A	743	249	18	64	141	64	8	11	1	2	558	185	24,90%
	2-2-B	737	249	21	57	157	61	11	6	2	1	565	172	23,34%
	2-3-U	751	167	5	49	203	68	2	6	4	7	511	240	31,96%
Jubilatuak	2-4-A	455	165	13	31	77	44	5	3	3	0	341	114	25,05%
	2-4-B	456	134	22	34	75	57	10	7	1	6	346	110	24,12%
	2-5-U	877	358	40	55	158	58	4	8	3	2	686	191	21,78%
Berazubi	3-1-A	705	209	7	60	168	72	7	7	7	1	538	167	23,69%
	3-1-B	669	189	8	59	141	69	3	5	3	3	480	189	28,25%
	3-1-C	599	177	3	64	126	56	8	7	0	2	443	156	26,04%
Amaroz	3-2-A	527	116	8	69	109	49	2	3	2	3	361	166	31,50%
	3-2-B	523	112	7	69	113	55	5	11	0	0	372	151	28,87%
Izaskun	3-3-A	826	208	11	63	197	102	11	22	2	2	618	208	25,18%
	3-3-B	775	215	11	54	164	102	15	14	3	2	580	195	25,16%
Gorosabel	4-1-A	578	141	5	51	148	68	3	7	5	3	431	147	25,43%
	4-1-B	556	127	8	40	126	94	3	9	2	1	410	146	26,26%
	4-2-A	556	145	5	55	125	72	5	7	2	1	417	139	25,00%
	4-2-B	639	168	5	52	159	96	6	7	0	0	493	146	22,85%
TOTAL :		15.036	4.074	292	1.350	3.292	1.616	155	189	60	61	11.089	3.947	26,25%

Mahaikid	Mahaiak	PNV	PP	PSOE	EHBILDU	Podemos	Ciudadans	Besteak	Zuriak	Nuloak	Guztira	Abst.	%
1.078	Santa Maria	199	13	123	251	117	9	16	3	10	741	337	31,26%
4.483	Gorosabel	1.026	62	438	1.064	570	43	57	20	16	3.296	1.187	26,48%
2.620	Jubilatuak	958	118	181	458	231	31	24	13	12	2.026	594	22,67%
2.231	Kultur Etxea	665	44	170	501	193	21	23	7	10	1.634	597	26,76%
1.973	Berazubi	575	18	183	435	197	18	19	10	6	1.461	512	25,95%
1.050	Amaroz	228	15	138	222	104	7	14	2	3	733	317	30,19%
1.601	Izaskun	423	22	117	361	204	26	36	5	4	1.198	403	25,17%
15.036	TOTAL :	4.074	292	1.350	3.292	1.616	155	189	60	61	11.089	3.947	26,25%

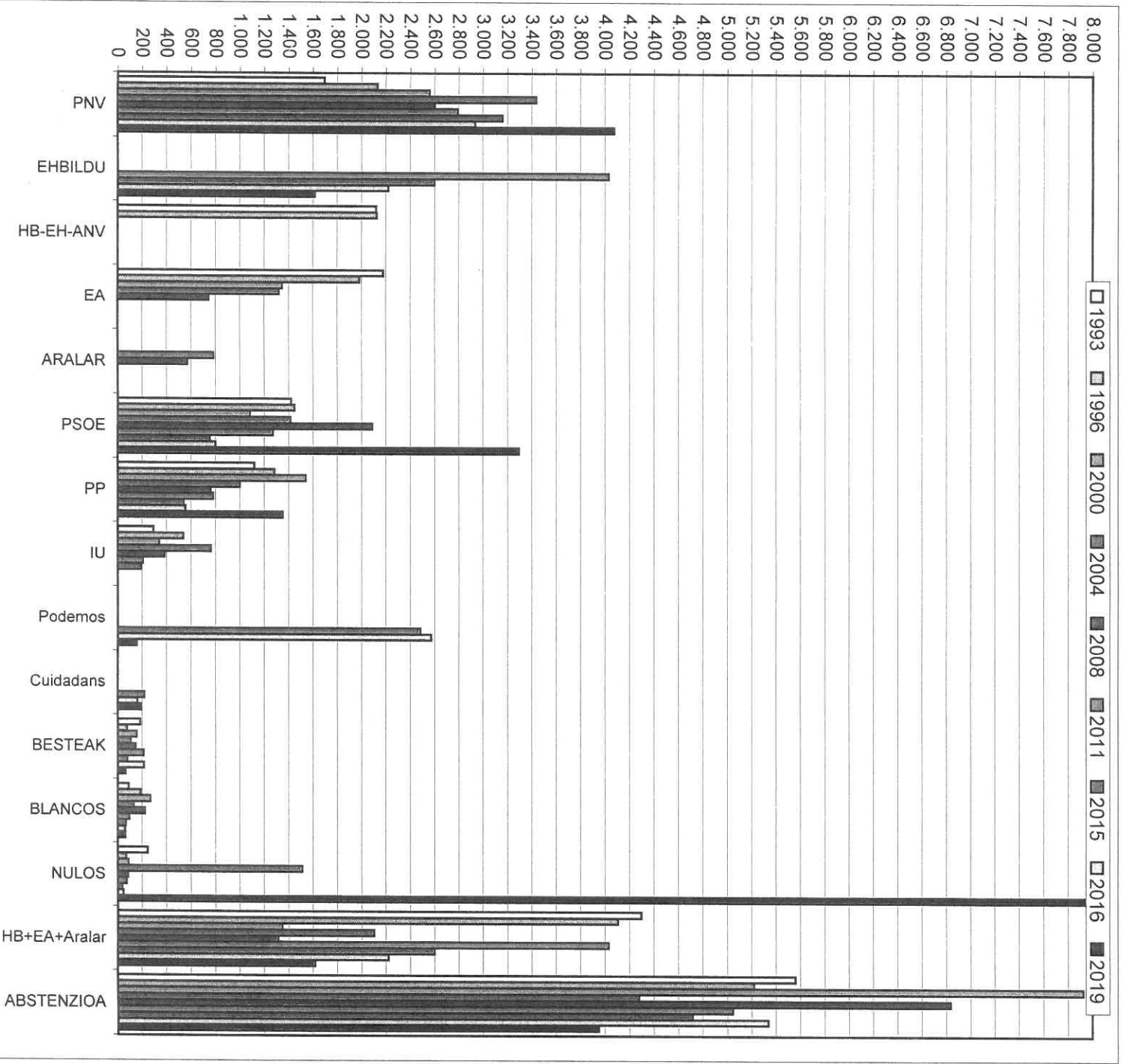
PARTIDUEN BOTUAK



ABSTENZIOA HAUTESLERIKA

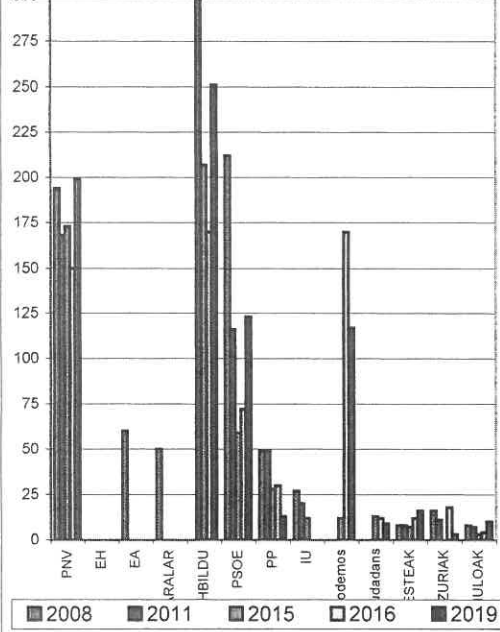


	1993	1996	2000	2004	2008	2011	2015	2016	2019
PNV	1.695	2.129	2.557	3.435	2.600	2.790	3.157	2.934	4.074
EBILDU						4.028	2.596	2.219	1.616
HB-EH-ANV	2.118	2.125	0	0	0				
EA	2.178	1.980	1.347	1.318	744				
ARALAR	0	0	0	782	567				
PSOE	1.419	1.446	1.080	1.413	2.085	1.267	752	798	3.292
PP	1.119	1.284	1.540	997	759	779	538	553	1.350
IU	292	536	339	762	382	206	188		
Podemos							2.480	2.570	155
Ciudadans							218	160	189
BESTEAK	184	75	153	103	145	212	76	214	60
BLANCOS	88	186	266	130	221	93	65	59	61
NULOS	245	66	86	1.510	82	70	35	45	11.089
GUZTIRA	9.338	9.827	7.368	10.450	7.585	5.043	10.105	9.466	3.947
HB+EA+Aralar	4.296	4.105	1.347	2.100	1.311	4.028	2.596	2.219	1.616
ABSTENZIOA	5.559	5.217	7.923	4.277	6.834	5.043	4.713	5.335	3.947

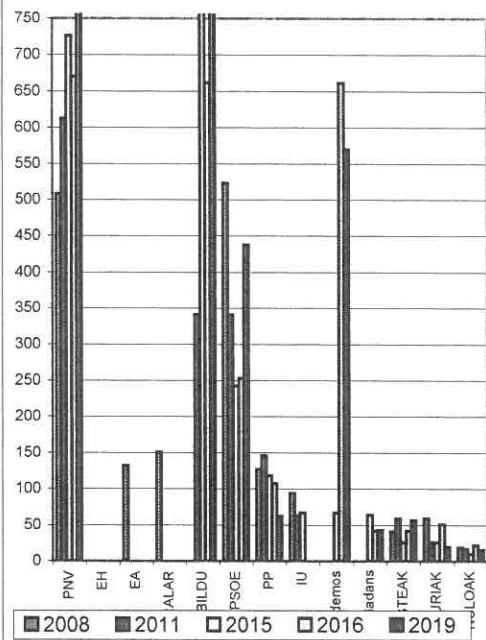


	SANTA MARIA					GOROSABEL					JUBILATUAK					KULTUR ETXEA					BERAZUBI					AMAROZ					IZASKUN					GUZTIRA				
	2008	2011	2015	2016	2019	2008	2011	2015	2016	2019	2008	2011	2015	2016	2019	2008	2011	2015	2016	2019	2008	2011	2015	2016	2019	2008	2011	2015	2016	2019	2008	2011	2015	2016	2019	2008	2011	2015	2016	2019
PNV	194	168	173	150	199	508	613	726	670	1.026	668	734	782	732	958	450	504	515	505	665	306	361	515	367	575	166	152	199	181	228	308	258	336	329	423	2.600	2.790	3.157	2.934	4.074
EH	0					0					0					0					0					0									0					
EA	60					132					180					158					104					41					69					744				
ARALAR	50					151					105					81					66					43					71					567				
EHBILDU		341	207	170	251		341	773	662	1.064		656	404	348	458		658	413	313	501		520	413	290	435		335	176	168	222		444	293	268	361		4.028	2.596	2.219	3.292
PSOE	212	116	59	72	123	523	341	243	253	438	372	227	97	116	181	299	162	91	94	170	273	178	91	101	183	195	129	94	99	138	211	114	65	63	117	2.085	1.267	752	798	1.350
PP	49	49	28	30	13	127	146	118	107	62	265	261	193	200	118	128	120	80	76	44	64	72	80	46	18	38	43	28	34	15	88	88	53	60	22	759	779	538	553	292
IU	27	20	12			94	63	67			94	34	38			52	19	15			45	34	15			27	14	9			43	22	15			382	206	188		
Podemos			12	170	117			67	662	570			38	348	231			15	313	193			6	290	197			9	168	104			15	268	204			188	2.219	1.616
Ciudadans			13	12	9			64	42	43			56	38	31			22	16	21			22	328	197			13	13	7			23	16	26			218	160	155
BESTEAK	8	8	7	12	16	41	59	26	42	57	33	55	14	28	24	20	31	5	73	23	20	33	5	24	19	11	8	3	9	14	12	18	11	11	36	145	212	76	214	189
ZURIAK	16	11	0	18	3	59	26	26	51	20	48	22	23	28	13	25	17	6	73	7	28	11	6	24	10	14	1	4	9	2	31	5	3	11	5	221	93	65	59	60
NULOAK	8	7	3	4	10	19	17	10	22	16	21	18	8	11	12	7	7	4	1	10	7	11	4	10	6	10	4	2	9	2	10	6	5	5	4	82	70	35	45	61
GUZTIRA	624	720	684	648	741	1.654	2.339	2.898	2.694	3.296	1.786	2.007	1.984	1.822	2.026	1.220	1.518	1.464	1.399	1.634	913	1.220	1.464	1.180	1.461	545	686	718	688	733	843	955	1.074	1.035	1.198	7.585	9.445	####	9.466	11.089
EH+EA+A	110	341	207	170	251	283	341	773	662	1.064	285	656	404	348	458	239	658	413	313	501	170	520	413	290	435	84	335	176	168	222	140	444	293	268	361	1.311	4.028	2.596	2.219	3.292
ABSTENZ	656	460	394	648	337	1.711	1.366	1.449	1.621	1.187	1.114	798	678	840	594	1.150	778	752	828	597	798	663	752	700	512	674	428	344	377	317	731	550	486	530	403	6.834	5.043	4.713	5.335	3.947

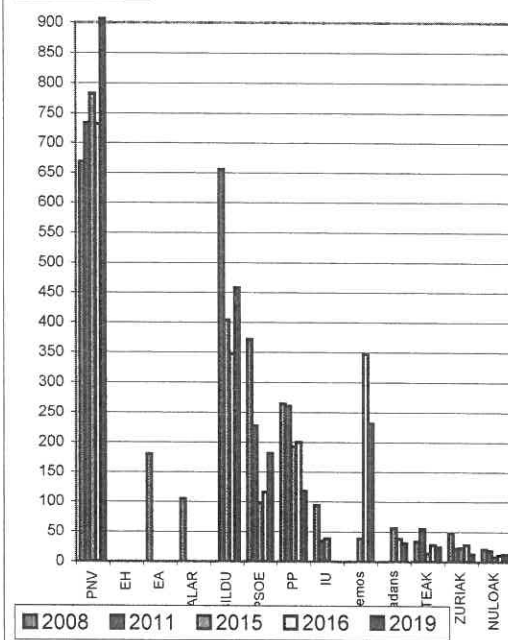
IGARONDO



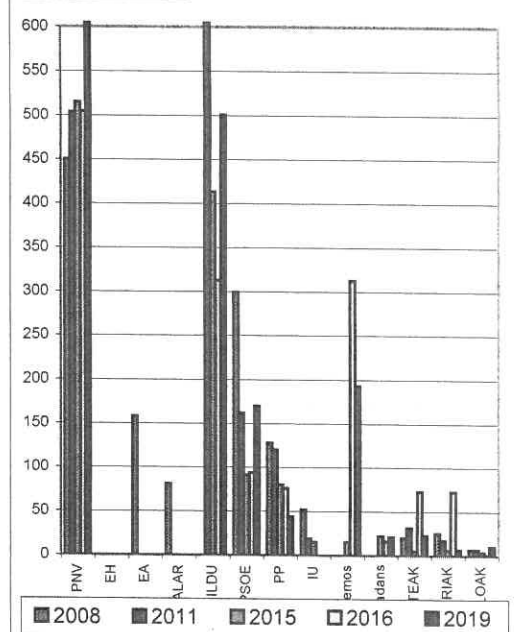
GOROSABEL



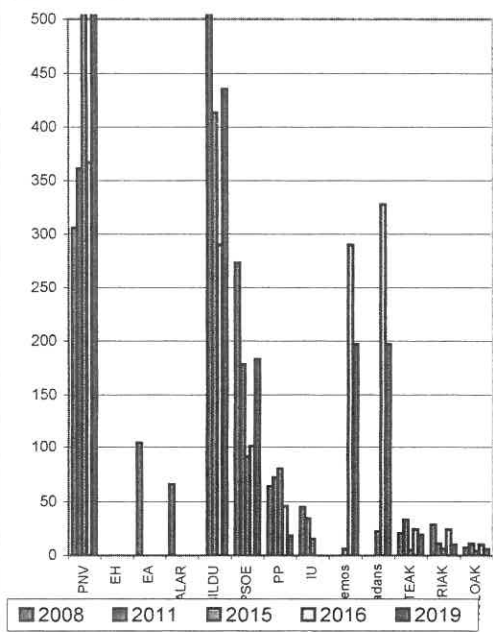
JUBILATUAK



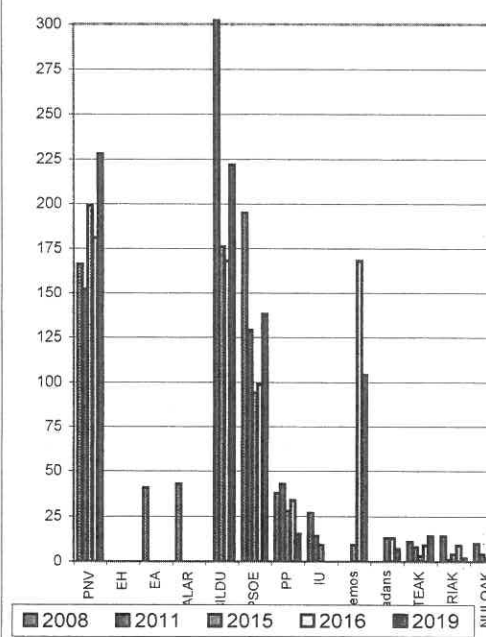
KULTUR ETXEA



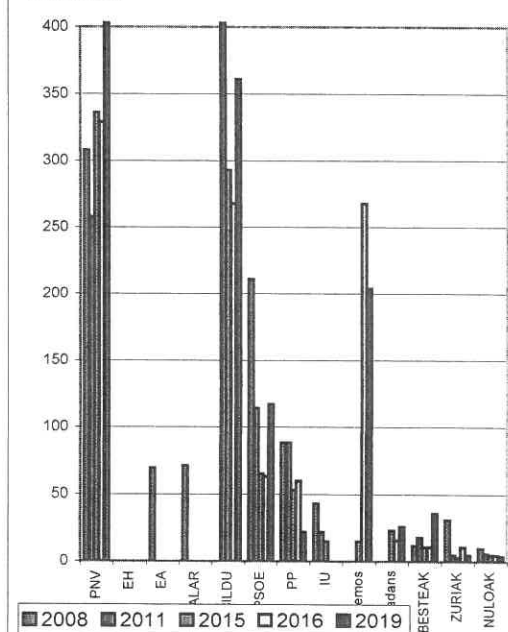
BERAZUBI



AMAROZ



IZASKUN



TOTALAK

2008
 2011
 2015
 2016
 2019

